

ADDICTIVE DESERT DESIGNS

2007 - 2013 JEEP JK STEALTH FIGHTER FRONT BUMPER INSTALLATION INSTRUCTIONS

PREPARATION STEPS

1. Set emergency brake.
2. You will need the following tools:
 - a. 3/4" socket
 - b. 7/16" socket
 - c. 5/8" wrench
 - d. 5/8" socket
 - e. 9/16" wrench
 - f. 7/32 allen wrench
 - g. 3/4" wrench
 - h. 19mm socket
 - i. ratchet or air gun

Note: This installation requires 2 people for best results

3. Included in Kit:
 - a. Stealth Fighter Front Bumper
 - i. Center Piece
 - ii. Side Pods
 - iii. Light Bar Hoop (light bar sold separately)
 - b. Hardware Kit



INSTALLATION INSTRUCTIONS



1. Remove stock bumper.
2. If needed, remove pump tab off frame.




3. Install winch fair lead onto the new ADD bumper.
 - a. Use a 19mm socket



4. Now you will want to bolt your top light bar hoop onto you're A.D.D Stealth Fighter bumper.
5. Next you will install your 20" light bar to the new A.D.D bumper. If you did not purchase the light bar you can move on to next step. (light bar sold separately)
6. Now you will place the main center piece on your Jeep. You will want to place the top bolts on each side to hold in place. Once they are in, now put the bottom two in and tighten your top bolts. See the access holes below.



7. Once your center piece is attached to your Jeep you will now want to install your dually lights onto the bumper. If you did not purchase these you may move on to next step. (dually lights sold separately)
8. Place A.D.D. Bracket for pump on your bumper.



9. Now you will want to install your winch onto your bumper.
 - a. Four 17mm bolts will be used to attach.



10. Now check all your bolts on the center piece and make sure they are all secure and properly in place for safe travel.

11. Once you've secured your center piece you are now ready to install your side pods.

- a. 7/32 allen wrench and 9/16 wrench will be needed



12. Once both side pods are in place you will now install the A.D.D grid to the pods.



13. Stand back and enjoy your A.D.D Stealth Fighter Bumper.



For additional support or technical questions,
please call 480.671.0820 or
email info@addictivedesertdesigns.com

ADDICTIVE DESERT DESIGNS
4840 E. JASMINE STREET SUITE 112
MESA, AZ 85205
WWW.ADDICTIVEDESERTDESIGNS.COM