



www.hylineoffroad.com

1507 C West Park Avenue ~ Perkasio, PA 18944  
Tel: 1.888.495.4631 ~ Fax: 215.257.4364

# **Proudly Made In USA**

## **Installation Instructions:**

JK Evap Canister Skid Plate

Part Number: **400.400.100**

## **Vehicle Fitment:**

2007-Present Jeep Wranglers

(2 Door & Unlimited)

### Parts List

Qty:

1 Aluminum Evap Canister Skid Plate

### Tools Needed



Ratchet  
16mm & 13mm  
Socket



Tin Snips



Channel Locks

Congratulations on your purchase of the Hyline Offroad Aluminum Evap Canister Skid Plate. All of our products are completely manufactured in our facility located in Perkasio, PA. They are designed and engineered by Offroad enthusiasts just like you to be rock solid at an affordable price. Hyline Offroad would like to thank you for your recent purchase and look forward to serving you in the future.


*Hyline Offroad Staff*

# PLEASE READ INSTRUCTIONS BEFORE BEGINNING INSTALLATION

## Skid Plate Installation



Step 1 – If you have a model year between 2007-2011, then you will NOT need to remove any existing stock skid plate (Skip to Step 4). If you have a model year 2012 or newer then you will need to remove the stock skid plate (See Step 2).

Step 2 – Our skid plate is designed so that you DO NOT have to remove the hard lines going into the evap canister. Since you will not be needing your stock skid plate any more, then use the tin snips to cut across one leg of the stock skid. Once the stock skid plate is cut, using channel locks bend the metal enough to slip the skid plate around the hard plastic lines. (See Figure 1)



**Figure 1**

Step 3 – On 2012 and newer models, using a 13mm socket and ratchet remove the bottom bolt that holds the evap canister to the skid plate. (See Figure 2)



Step 4 – Using a 16mm socket and ratchet, remove the 3 bolts that hold the evap canister in place (2 bolts front, 1 bolt rear). Now you can completely remove the stock skid plate on 2012 and newer models. The evap canister will remain hanging on the Jeep. For 2007-2011 models the mounting bracket will remain on top of the evap canister. (See Figure 2 & 3)

Step 5 – Now bolt your new Hyline Offroad evap canister skid in place using the previously removed bolts. For 2012 and newer models you will need to reinstall the one nut and bolt in the bottom to affix the canister to the skid plate.



**Send your OFFROAD pictures to [pics@HylineOffroad.com](mailto:pics@HylineOffroad.com) . If we choose any one of your pictures to be used on our website, We'll send you some free Hyline swag and post on our social media pages.**

**\*\* IMPORTANT: PLEASE READ BEFORE INSTALLING**

**HYLINE OFFROAD, LLC WARRANTY**

HYLINE OFFROAD, LLC. LIMITED WARRANTY Hyline Offroad, LLC, warrants all products against manufacturer's defects in workmanship and material for a period of one (1) year from the date of sale. This warranty applies to manufacturer's defects only and does not cover damage or failure caused by natural causes or third parties.

If product failure does occur within the time period specified according to the provisions of this Warranty, then Hyline Offroad, LLC agrees to provide the replacement product free of charge, F.O.B. factory. This Warranty is valid only so long as the product is installed on the original vehicle. Removal of the product from this vehicle automatically invalidates this Warranty.

As described above, this warranty is expressly limited to the material cost of the product and does not extend to labor costs. Hyline Offroad, LLC will not be responsible for any costs incurred in the removal or reinstallation of the product furnished by manufacturer under this warranty.

CLAIMS PROCEDURE Submit Warranty claim in writing, by certified mail to Hyline Offroad, LLC, 1507 C West Park Avenue, Perkasio, PA 18944. The Claim Notice must state the date of this Notice, the nature of the defect, date of purchase and if already installed, the date of installation, if installed the name of installer and include Proof of Purchase.

This Warranty shall be for the benefit of the original owner only, and is non-transferable. This Warranty is valid in those states where permitted. Some states do not allow limitations on the length of an implied warranty, so the above limitation may not apply to you. Some states do not allow the exclusion or limitation of incidental or consequential damages, so the above limitation or exclusion may not apply to you. You should check your local state laws to determine this. This Warranty gives you specific legal rights, and you may also have other rights, which vary from state to state.

THE WARRANTIES SET FORTH IN THE FOREGOING PROVISIONS ARE LIMITED TO THEIR PRECISE TERMS AND PROVIDE EXCLUSIVE REMEDIES EXPRESSLY IN LIEU OF ALL OTHER WARRANTIES. THERE ARE NO WARRANTIES, EXPRESS OR IMPLIED, WHICH EXTEND BEYOND THE DESCRIPTION IN THE FOREGOING PROVISIONS. HYLINE OFFROAD, LLC EXPRESSLY DISCLAIMS ANY IMPLIED WARRANTY OF MERCHANTABILITY WITH REGARD TO THE PRODUCTS. HYLINE OFFROAD, LLC IS NOT LIABLE TO ANYONE FOR INCIDENTAL OR CONSEQUENTIAL DAMAGES FOR BREACH OF ANY WARRANTY, EXPRESS OR IMPLIED. HYLINE OFFROAD, LLC IS NOT LIABLE FOR DAMAGES TO PERSON OR PROPERTY, CONSEQUENTIAL LOSSES, LOSS OF PROFIT, LOSSES OF PRODUCT IN STORE, OR THE LIKE, UNDER ANY CIRCUMSTANCES AND HYLINE OFFROAD, LLC'S LIABILITY IN ANY CIRCUMSTANCE IS SPECIFICALLY LIMITED BY THE TERMS OF THIS WARRANTY.

**HYLINE OFFROAD, LLC HOLD HARMLESS AGREEMENT**

1. In purchasing a Hyline Offroad, LLC Product™ I release, waive, discharge and covenant not to sue Hyline Offroad, LLC's officers, servants, agents, or employees (hereinafter referred to as Releasees) from any and all liability, claims, demands, actions and causes of action whatsoever arising out of or related to any loss, damage, or injury, including death, that may be sustained by me (or anyone else), any property belonging to me (or anyone else), whether caused by the negligence of the releasees or otherwise, while working on, using or any activity related to this product.
2. I am fully cognizant of any risks and/or hazards connected with the use of a this product and I elect to willingly engage in such use of this product knowing that the use may be hazardous to me and my property. I willingly assume full responsibility for any risks of loss, property damage or personal injury, including death, that may be sustained by me (or anyone else), or any loss or damage to property owned by me (or anyone else), as a result of using this product, whether caused by the negligence of releasees or otherwise.
3. I further agree to indemnify and hold harmless the releases from any loss, liability, damage or costs, including court cost and attorney fees, that they may incur due to my use of a this product, whether caused by negligence of releasees or otherwise.
4. It is my express intent that this Release and Hold Harmless Agreement shall bind the members of my family and spouse, if I am alive, and my heir's assigns and personal representative, if I am deceased, and shall be deemed as a release, waiver, discharge, and covenant not to sue the above named releasees. I further agree that this Waiver of Liability and Hold Harmless Agreement shall be construed in accordance with the laws of the State of Pennsylvania.

*By accepting and installing this product, I acknowledge and represent that I have read the above Warranty and Hold Harmless Agreement, understand it and accept it willingly as my own free act and deed; no oral presentations, statements, or inducements, apart from the foregoing written agreement, have been made; I am at least eighteen (18) years of age and fully competent; and I execute this Release for full, adequate and complete consideration fully intending to be bound by same.*

*If you do not agree with the preceding Hold Harmless Agreement, you may return the product and receive a full refund. Please, contact a Hyline Offroad sales representative and they will issue a call tag for the product in question. Once the product has been received by Hyline Offroad, inspected and accepted for return, a full refund will be issued.*