



WWW.SMITTYBILT.COM

Installation Instructions

XRC Rock Sliders (Part #76895)

07-09 Jeep Unlimited

NOTE: Carefully read instructions before installing this product. It is recommended to have assistance while installing this product

Parts Included	Qty
10 x 25mm Hex Head Bolt	4
10mm Nut-Clip	4
10mm Flat Washer	4

Parts Included	Qty
6 x 25mm Hex Head bolt	12
6mm Ny-lock Nut	12
6mm Flat Washer	24


STEP 1: Remove factory rails/guards if equipped.

STEP 2: Identify the passenger and driver side rails. (Fig A) The half moon cut-outs go towards the rear of the vehicle.

STEP 3: Insert two nut clips into body. (Fig B, C) One goes in the center and one in the front.



(Fig A)



(Fig B)

For Technical Support/Warranty Information please call 310-762-9944

Smittybilt, 400 West Artesia Blvd, Compton, CA 90220



WWW.SMITTYBILT.COM

Installation Instructions


XRC Rock Sliders (Part #76895)

07-09 Jeep Unlimited



Front driver side shown

(Fig C)




Align the two slotted holes in the rock-slider with the previously installed nut-clips. Loosely attach using the included 12 mm bolts and flat washers.

(Fig D)

STEP 4: With some help hold the rock-slide up to the vehicle. Align the two slotted holes in the rock-slider with the previously installed nut-clips. Loosely attach using the included 12 mm bolts and flat washers. (Fig D)

STEP 5: Now loosely install (6 per side) of the 6mm bolts with flat washers and ny-lock nuts. (Fig E) These mount through the holes in the pinch-weld of the body and the hole in the rock-slider. Two go in the front, middle and rear. **Note:** On some vehicles you may need to drill a hole in pinch weld area.



(Fig E)

Now loosely install (6 per side) of the 6mm bolts with flat washers and ny-lock nuts. These mount through the holes in the pinch-weld of the body and the hole in the rock-slider. Two go in the front, middle and rear.

For Technical Support/Warranty Information please call 310-762-9944

Smittybilt, 400 West Artesia Blvd, Compton, CA 90220



WWW.SMITTYBILT.COM

Installation Instructions

XRC Rock Sliders (Part #76895)

07-09 Jeep Unlimited

STEP 6: After you have installed all bolts loosely, hold slider parallel with the vehicle and proceed to tighten all of the hardware. Installation is now complete.(Fig F) use the same steps for the other side.



CARE AND MAINTENANCE

To protect your investment it is recommended to regularly wash and wax this part. Do not use any type of cleaners that contain abrasives that may damage the finish of your part.

LIMITED WARRANTY

Smittybilt (The Company) warrants to the original purchaser of this product that should the product or any part thereof, under normal use and conditions, be proven defective in material or workmanship within 5 years from the original date of purchase, such defect(s) will be repaired or replaced (At the Company's option) without charge for parts or labor.

To obtain repair or replacement within the terms of the warranty, the product is to be delivered with proof of warranty coverage (e.g. dated bill of sale, receipt), specification of defect, freight pre-paid with Returns Good Authorization Number from Smittybilt to place of purchase. Items returned to Smittybilt without a Returns Authorization Number will be refused and returned to sender at the sender's expense.

This warranty does not apply to any product or part thereof which, in the opinion of the Company, has suffered or been damaged through altercation, improper installation, mishandling, misuse, neglect accident or acts of nature. **THE EXTENT OF THE COMPANY'S LIABILITY UNDER THIS WARRANTY IS LIMITED TO THE REPAIR OR REPLACEMENT PROVIDED ABOVE AND, IN NO EVENT, SHALL THE COMPANY'S LIABILITY EXCEED THE PURCHASE PRICE PAID BY THE PURCHASER FOR THIS PRODUCT.**

THIS WARRANTY IS IN LIEU OF ALL EXPRESSED WARRANTIES AND LIABILITIES, INCLUDING ANY IMPLIED WARRANTY OF MERCHANTABILITY SHALL BE LIMITED TO THE DURATION OF THIS WRITTEN WARRANTY. ANY ACTION FOR BREACH OF ANY WARRANTY HEREUNDER INCLUDING ANY IMPLIED WARRANTY OF MERCHANTABILITY MUST BE BROUGHT WITHIN A PERIOD OF 90 DAYS FROM DATE OF ORIGINAL PURCHASE. IN NO CASE SHALL THE COMPANY BE LIABLE FOR ANY CONSEQUENTIAL OR INCIDENTAL DAMAGES FOR BREACH OF THIS OR ANY OTHER WARRANTY, EXPRESSED OR IMPLIED, WHATSOEVER. No person or representative is authorized to assume for the company any liability other than expressed herein in connection with the sale of this product. Some states do not allow limitations on how long an implied warranty lasts or the exclusion or limitation of incidental or consequential damage, therefore above limitations may not apply to you. This warranty gives the purchaser specific legal rights. The purchaser may have additional rights, which vary from state to state.

For Technical Support/Warranty Information please call 310-762-9944

Smittybilt, 400 West Artesia Blvd, Compton, CA 90220